

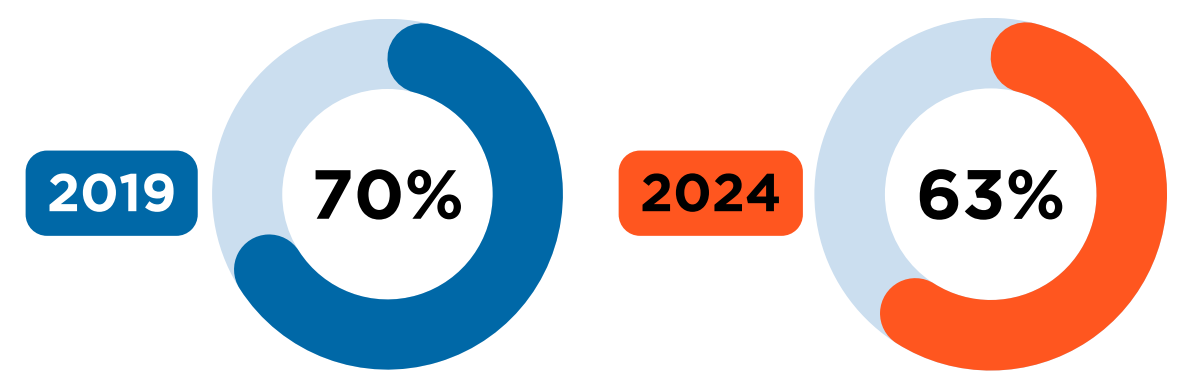
**DATA
OF THE
MONTH**

CSUF Facts: At a Glance

A glimpse of how our enrolled student population has changed from fall 2019 to fall 2024.


Upper-division Students

↓7
Percentage point decrease



Students Who Are First in Their Families To Attend College

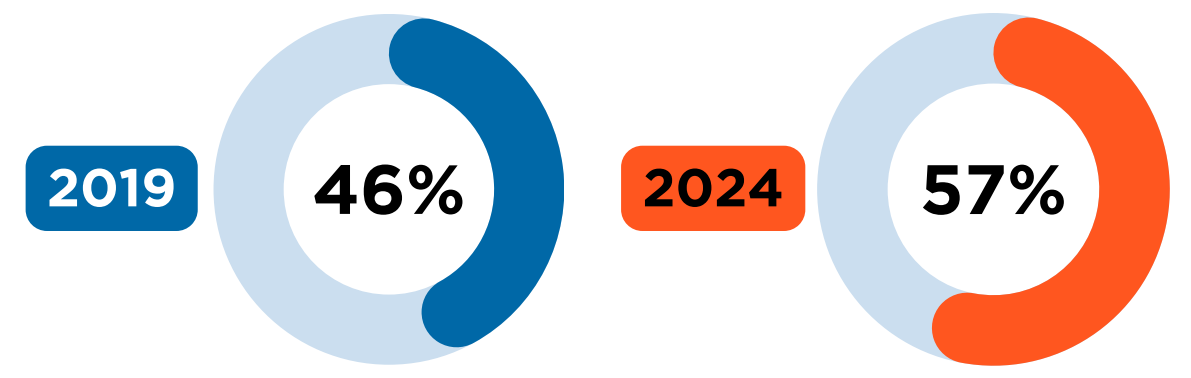
↑2
Percentage point increase



Race/Ethnicity


Overall Underrepresented* Students

↑11
Percentage point increase



Gender: Female

Gender composition has remained stable.



*Underrepresented student is a student who has identified their race/ethnicity as American Indian/Alaska Native, Black/African American, Hispanic/Latino, and Native Hawaiian/Other Pacific Islander.

Find more campus data on the CSUF Facts: Fall 2024 sheet here!



fullerton.edu/data