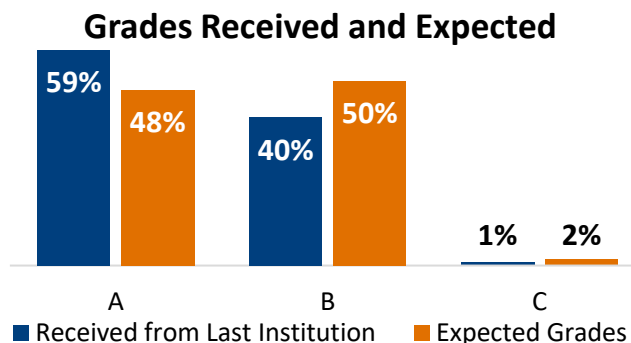
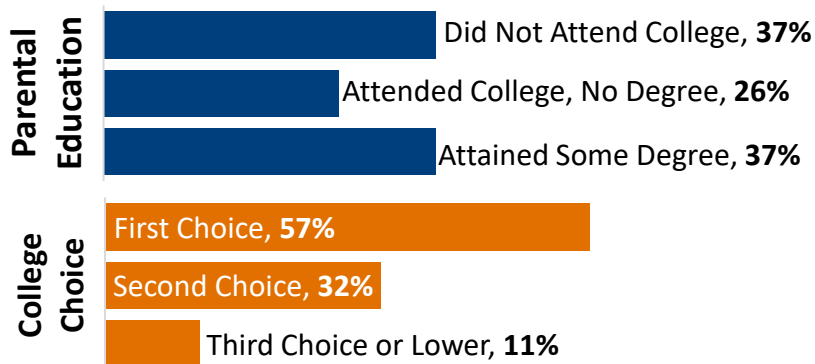


BCSSE 2019: Report (All Participants, $n = 1,516^*$)

CSUF administered its first Beginning College Survey of Student Engagement (BCSSE) in Summer 2019, during Freshman and Transfer Orientations. This report provides an overview of results from both first-year freshmen and new transfer students who responded to the survey ($n = 1,516$; this report includes both partial and complete responses).

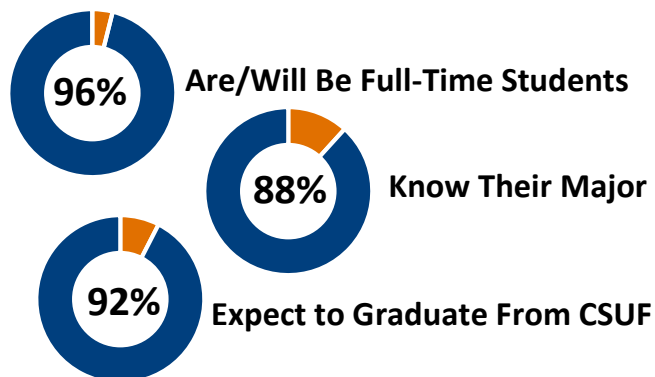
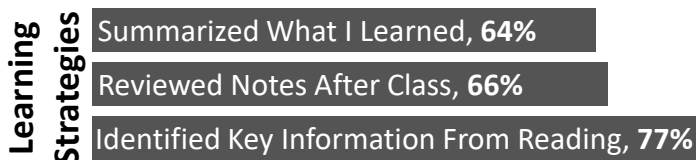
*Students identified as 'Delayed Entry' were excluded from analysis.

Student Background



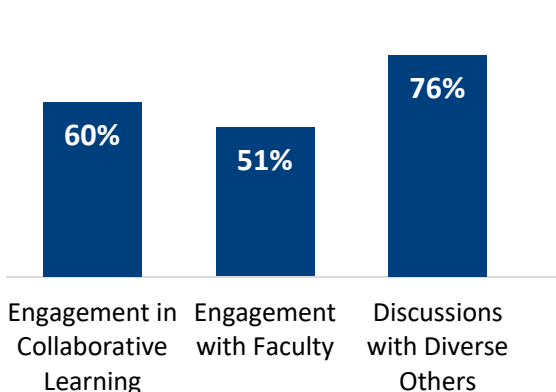
During your last year at high school/previous institution, how often did you do the following?

(% of students who selected 'Often' or 'Very Often')



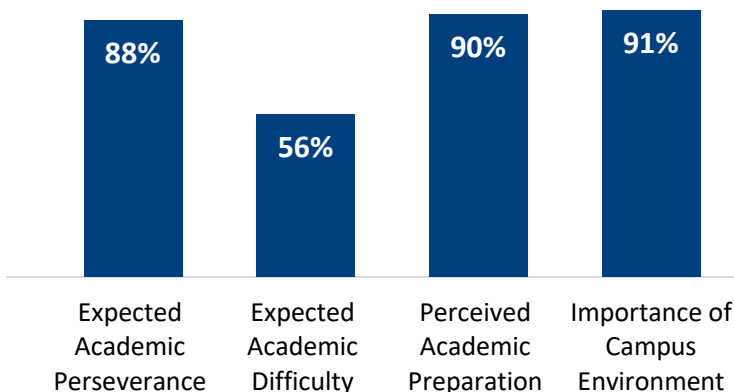
First Year Expectations

First-year expectations to be engaged in the following college experiences are strong predictors of success. The percentages below indicate the percentage of students whose mean scores were between 30 and 60 on a 0-60 point scale (0 = Very low, 60 = Very high).



The following also represent the percentage of students whose mean scores were between 30 and 60 on a 60-point scale:

- Expected ability to persist (0=Not at all certain, 60=Very certain)
- Expected academic difficulty (0=Not at all difficult, 60=Very difficult)
- Self-perception of academic preparation (0=Not at all prepared, 60=very prepared)
- Value of institution's challenging and supportive environment (0=Not at all important, 60=Very important)



More detailed comparisons between first-year and transfer students of items that represent these scales are provided in the next page.

Expected Engagement in Collaborative Learning

During the coming school year, about how often do you expect to do the following?	Often/Very Often	
	Freshmen	Transfer
Ask another student to help understand course material	62.6%	49.1%
Explain course material to one or more students	57.3%	53.9%
Prepare for exams by discussing or working through course material with other students	74.0%	63.1%
Work with other students on course projects or assignments	73.7%	62.0%

Expected Engagement with Faculty

During the coming school year, about how often do you expect to do the following?	Often/Very Often	
	Freshmen	Transfer
Talk about career plans with a faculty member	64.0%	65.9%
Work with a faculty member on activities other than coursework (committees, student groups, etc.)	46.0%	45.8%
Discuss academic performance with a faculty member	59.3%	64.1%
Discuss course topics, ideas, or concepts with a faculty member outside of class	47.8%	50.0%

Expected Discussion with Diverse Others

During the coming school year, about how often do you expect to have discussions with people from the following groups?	Often/Very Often	
	Freshmen	Transfer
People of race or ethnicity other than your own	80.7%	83.3%
People from an economic background other than your own	79.3%	79.3%
People with religious beliefs other than your own	75.8%	77.8%
People with political views other than your own	71.9%	69.3%

Expected Academic Perseverance

During the coming school year, how certain are you that you will do the following?	Somewhat/Very Certain	
	Freshmen	Transfer
Study when there are other interesting things to do	75.6%	80.5%
Find additional information for course assignments when you don't understand the material	88.7%	88.1%
Participate regularly in course discussions, even when you don't feel like it	68.2%	76.4%
Ask instructors for help when you struggle with course assignments	84.4%	89.4%
Finish something you have started when you encounter challenges	88.3%	92.0%
Stay positive, even when you do poorly on a test or assignment.	78.2%	88.3%

Expected Academic Difficulty

During the coming school year, how difficult do you expect the following to be?	Somewhat/Very Difficult	
	Freshmen	Transfer
Learning course material	77.4%	64.2%
Managing your time	74.5%	71.3%
Getting help with school work	44.3%	40.8%
Interacting with faculty	46.4%	41.1%

Perceived Academic Preparation

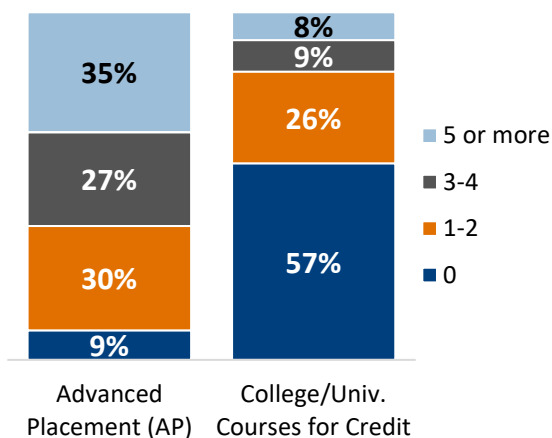
How prepared are you to do the following in your academic work at this institution?	Somewhat/Very Prepared	
	Freshmen	Transfer
Write clearly and effectively	82.9%	89.9%
Speak clearly and effectively	75.2%	90.2%
Think critically and analytically	84.6%	94.4%
Analyze numerical and statistical information	77.0%	82.3%
Work effectively with others	87.2%	94.7%
Use computing and information technology	78.8%	90.8%
Learn effectively on your own	82.4%	94.7%

Importance of Campus Environment

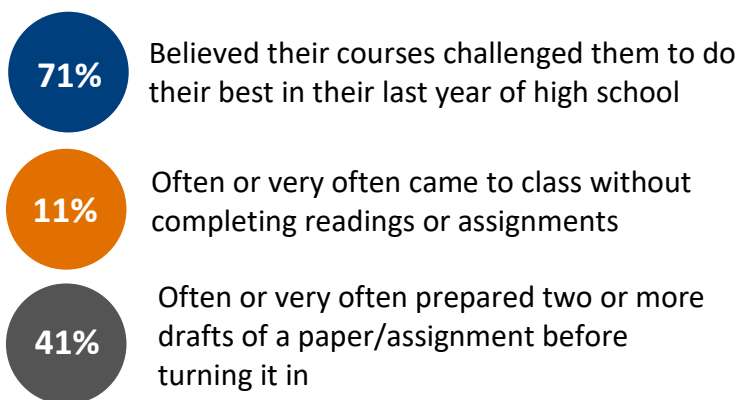
How important is it to you that your institution provides the following?	Somewhat/Very Important	
	Freshmen	Transfer
A challenging academic experience	83.0%	86.0%
Support to help students succeed academically	93.5%	95.7%
Opportunities to interact w/students from different backgrounds (social, racial/ethnic, religious, etc.)	85.1%	89.3%
Help managing your non-academic responsibilities (work, family, etc.)	81.7%	86.9%
Opportunities to be involved socially	85.8%	87.0%
Opportunities to attend campus activities and events	85.0%	84.6%
Learning support services (tutoring, writing center, success coaching, etc.)	86.7%	89.6%

BCSSE First-Year Students Profile ($n = 1,144$)

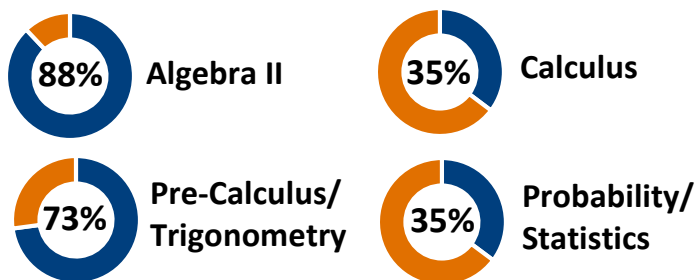
Class Types Completed During HS



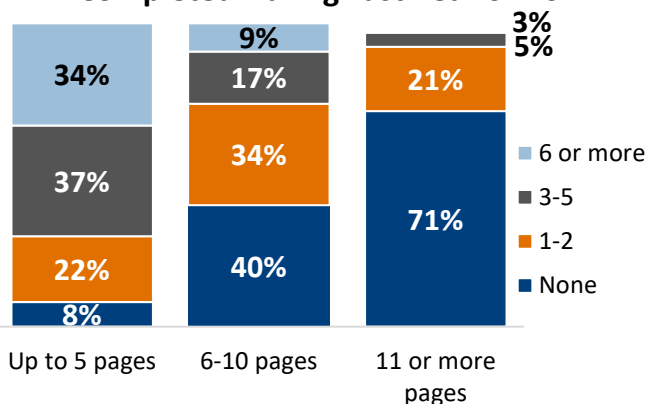
In Their Last Year of High School...



% of Students Who Received 'C' or Better in Math Classes



of Writing Tasks of the Following Lengths Completed During Last Year of HS



High School Experience

32%
spent more than 10 hours per week preparing for class.

60%
did not work for pay.

42%
spent more than 10 hours per week participating in co-curricular activities.

42%
spent more than 10 hours/week relaxing & socializing.

Academic Preparation

Work for Pay

Co-Curricular Activities

Relaxing & Socializing

College Expectations

65%
expect to spend more than 10 hours per week preparing for class.

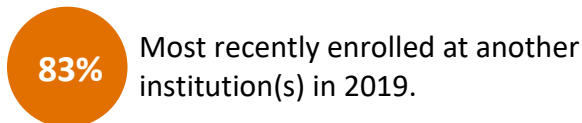
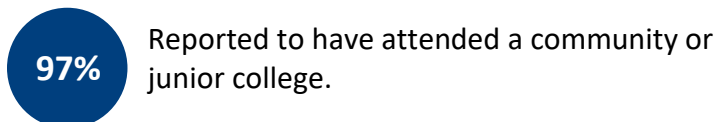
72%
expect to work for pay.

30%
expect to spend more than 10 hours per week participating in co-curricular activities.

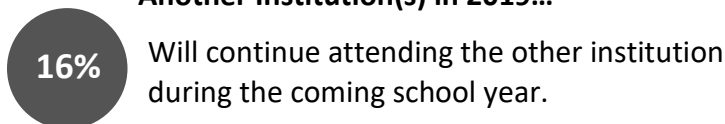
39%
expect to spend more than 10 hours/week relaxing & socializing.

BCSSE Transfer Students Profile (n= 372)

Since Graduating From High School...

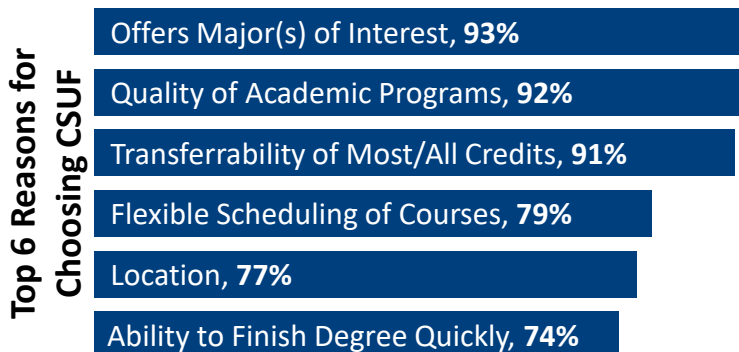


Of Those Who Most Recently Enrolled at Another Institution(s) in 2019...

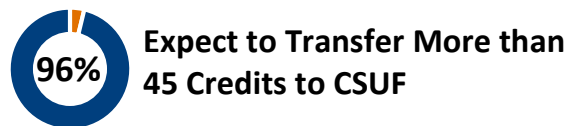
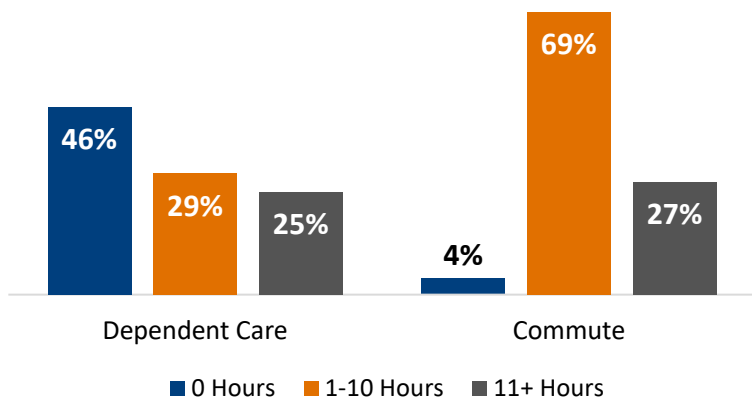


Top Six: How Important Were the Following Reasons for Choosing This Institution?

(% of students who selected 5 or 6 on a scale from 1 (Not Important) to 6 (Very Important))



of Hours/Week Expected to Spend in a Typical 7-Day Week During the Coming School Year



Top 6 Expected Stressors During the Coming School Year

(% of students who selected the following stressors)

