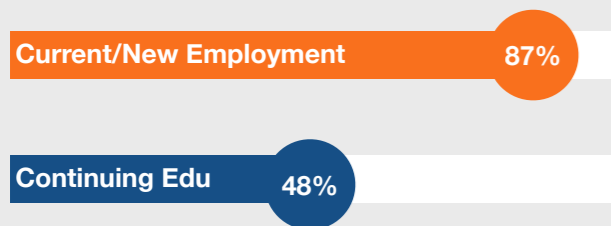


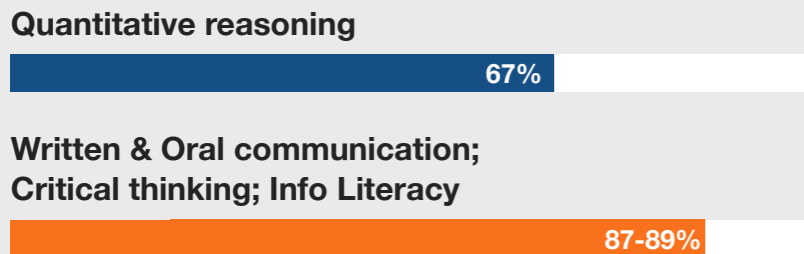
Spring 2023 Undergraduate Exit Survey: Findings at a Glance



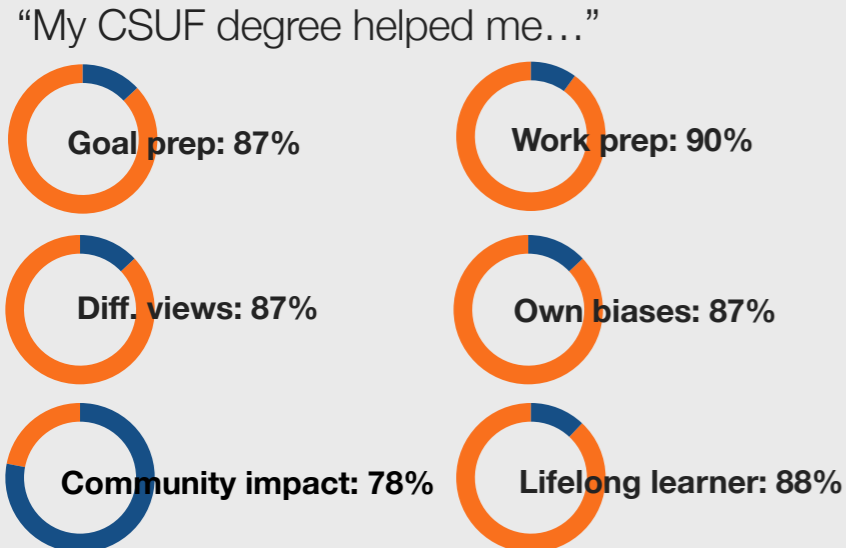
Plan(s) after graduation



WSCUC Core Competencies: “My CSUF education helped improve my ability...”



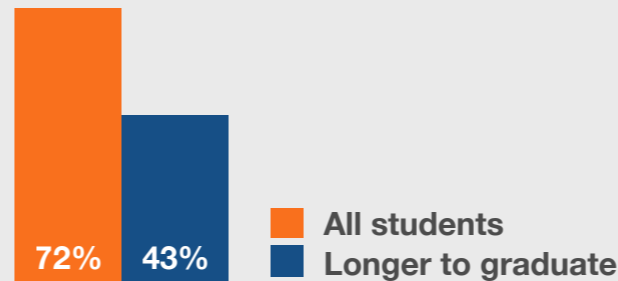
CSUF degree personal impact: “My CSUF degree helped me...”



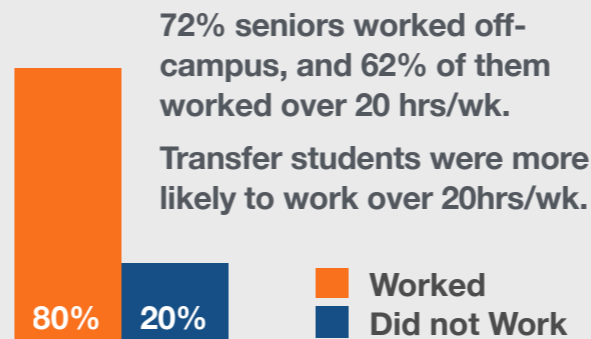
Time to graduation:

41% took LONGER than planned to graduate

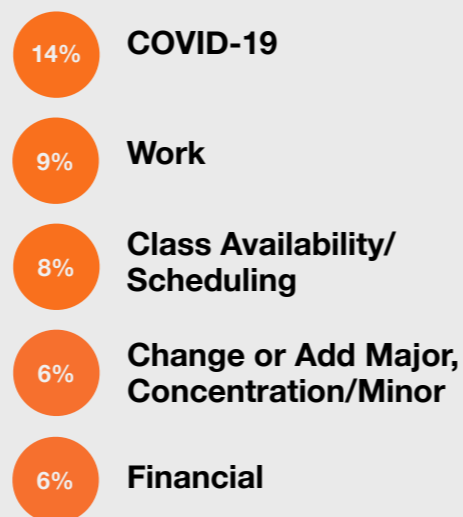
Satisfaction with time to graduation:



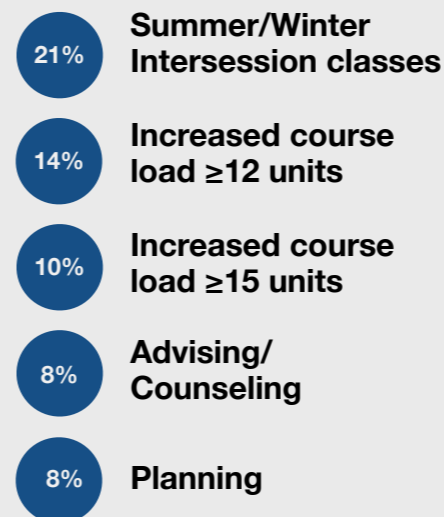
Worked while attending CSUF:



Top challenges delaying graduation:



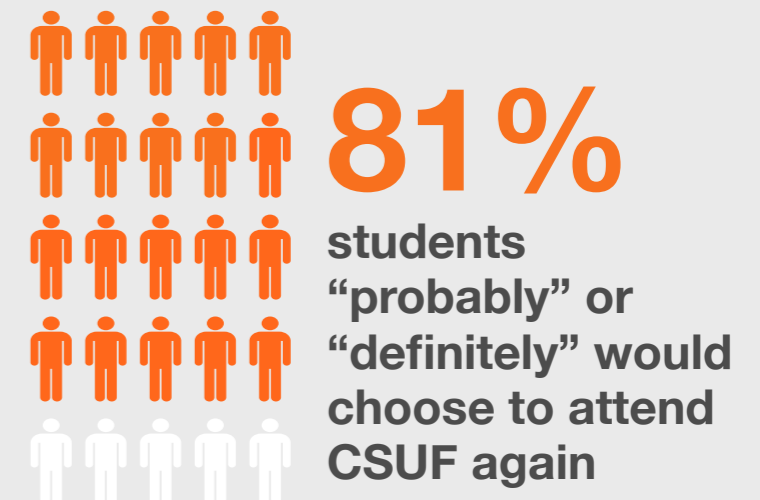
Top strategies accelerating graduation:



Co-Curricular experiences: “I participated in...”



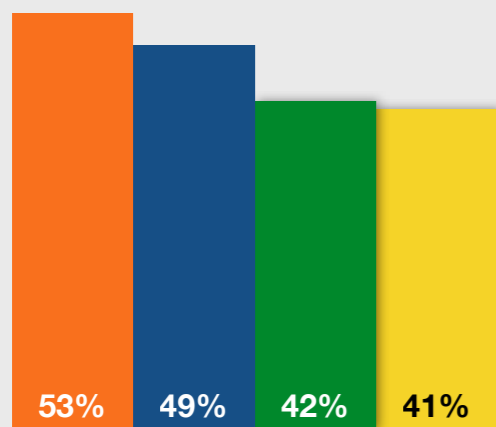
78% students reported co-curricular experiences helpful to own success



Undergraduate Exit Survey: Noteworthy Trends (2017 - 2023)

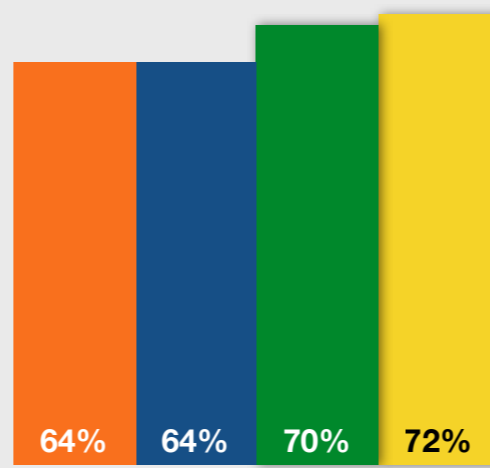
- Among the **Core Competencies**, students consistently report that they are **least prepared for Quantitative Reasoning**.
- Among the aspects of CSUF **degree impact**, students consistently report that they are **least prepared to make a difference in the community**.
- **“Class availability/scheduling”** consistently remains as one of the top challenges that delay graduation. In 2023, **“COVID-19”** replaced “class availability/scheduling” as the top challenge that delayed graduation.
- **“Taking classes in summer/winter/intersessions”** and **“increasing course load”** remain the most frequently reported strategies to accelerate graduation. **“Planning”** emerged as a strategy in 2023, replacing “study habits” from previous years.
- The majority of students who participated in **co-curricular experiences** reported them as helpful to their success. While the percentage of students who did not participate in any co-curricular experiences remains significant (about 30%), it is encouraging to see **more reported participation** in 2023 (“No participation” decreased from 33% in 2021 to 28% in 2023). We also saw a 10 percentage point **increase in internship participation**.
- Another positive trend is the **continued decrease in the percentage of students who reported to have taken longer than planned to graduate**.

Took LONGER than planned to graduate



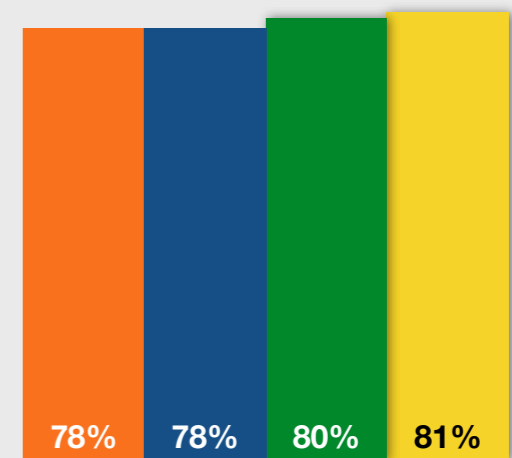
2017 2019 2021 2023

Satisfaction with time to graduate



2017 2019 2021 2023

Choose to attend CSUF again



2017 2019 2021 2023