

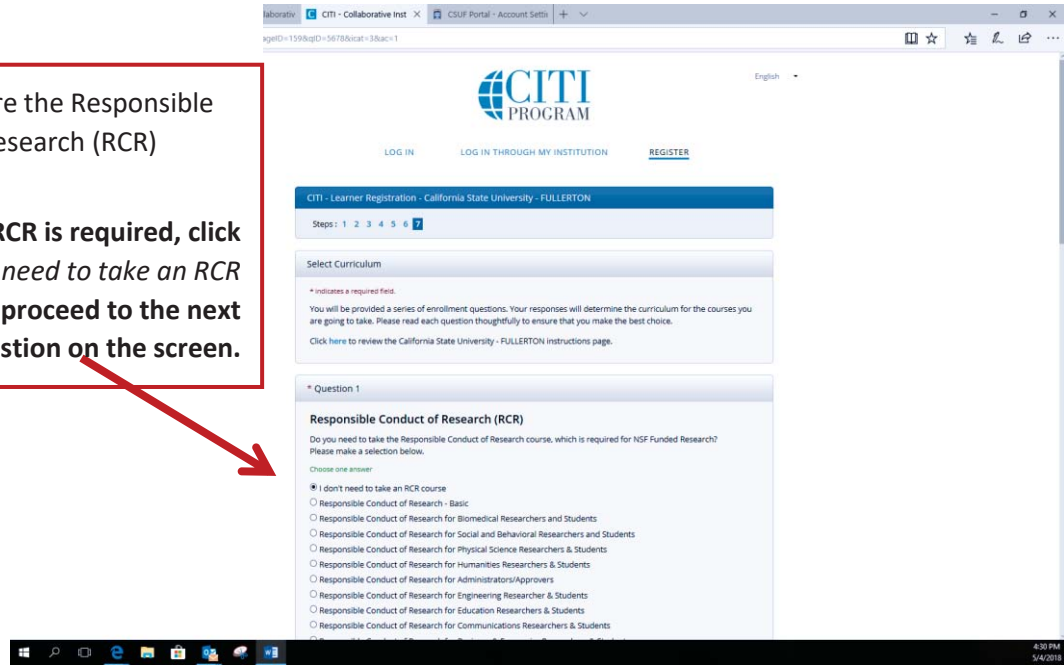
RESPONSIBLE CONDUCT of RESEARCH (RCR)

ADD A COURSE: Begin by selecting your curriculum.

QUESTION #1: Responsible Conduct of Research (RCR)

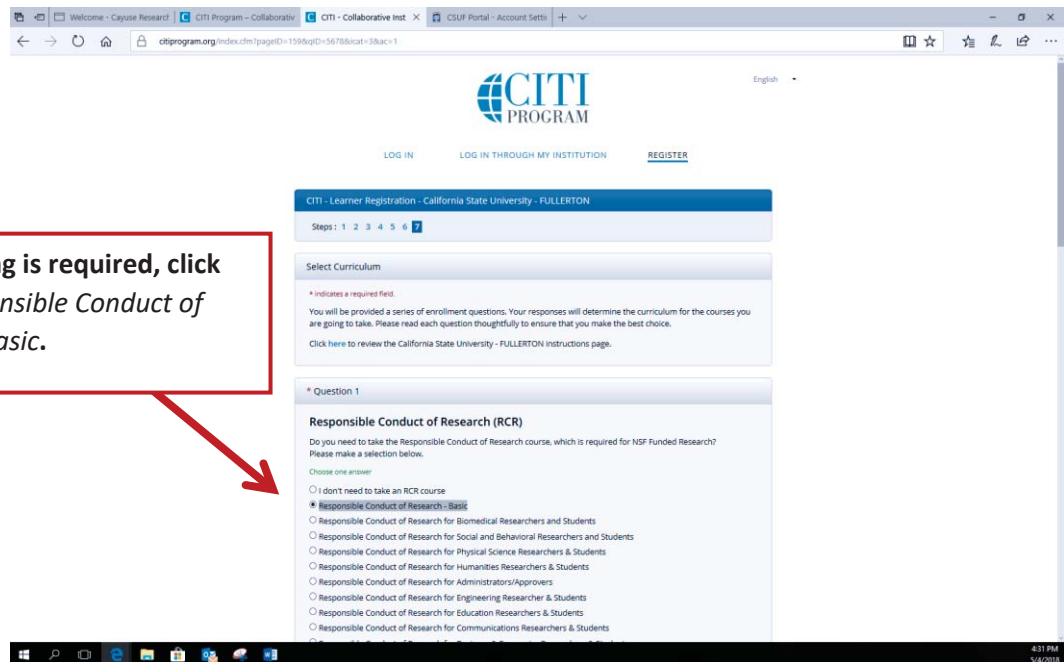
Do you require the Responsible Conduct of Research (RCR) training?

If no RCR is required, click "I don't need to take an RCR course" and proceed to the next question on the screen.



NOTE: If you are working under a project funded by NIH, NSF or USDA, you do NEED to also complete the Responsible Conduct of Research – Basic course

If RCR training is required, click on the Responsible Conduct of Research – Basic.



QUESTION #2: Human Subjects Research

NOTE: This training is REQUIRED for all CSUF IRB protocols.

QUESTION #3: Good Clinical Practice (GCP)

The screenshot shows a web browser window with the URL `citiprogram.org/index.cfm/pageID=159&qID=5678&icat=3&ac=1`. The page displays two questions:

Question 2
Human Subjects Research - NIH Required
Does your research involve human subjects?
If so, choose the course that best matches your role and activities.
Choose one answer

- My research does not involve human subjects.
- Biomedical Research Investigators: Choose this group to satisfy CITI training requirements for Investigators and staff involved primarily in Biomedical research with human subjects.
- Social & Behavioral Research Investigators: Choose this group to satisfy CITI training requirements for Investigators and staff involved primarily in Social and Behavioral research with human subjects.
- IRB Members: This Basic Course is appropriate for IRB or Ethics Committee members.
- Students conducting no more than minimal risk research
- Research with data or laboratory specimens- ONLY: No direct contact with human subjects.

Question 3
Good Clinical Practice (GCP)
Do you want to take the Good Clinical Practice course?
Choose one answer

- No
- Yes

Annotations on the screenshot include a green box with the text "Click *My research does not involve human subjects.*" and a red box with the text "Click *No.*". Arrows point from these boxes to the respective radio buttons in the question forms.

- QUESTION #4:** Health Information Privacy and Security (HIPS)
NOTE: Leave blank and skip to the next section.
- QUESTION #5:** Research with Vertebrate Animals
- QUESTION #6:** Conflict of Interest (COI)
- QUESTION #7:** Export Controls

This screenshot shows a web browser window displaying the CITI Program registration questionnaire. The browser tabs include 'Welcome - Cayuse Research', 'CITI Program - Collaborativ...', 'CITI - Collaborative Inst', and 'CSUF Portal - Account Setti'. The address bar shows 'citiprogram.org/index.cfm?pageID=159&qID=16785&cat=3&ac=1'. The questionnaire consists of several sections:

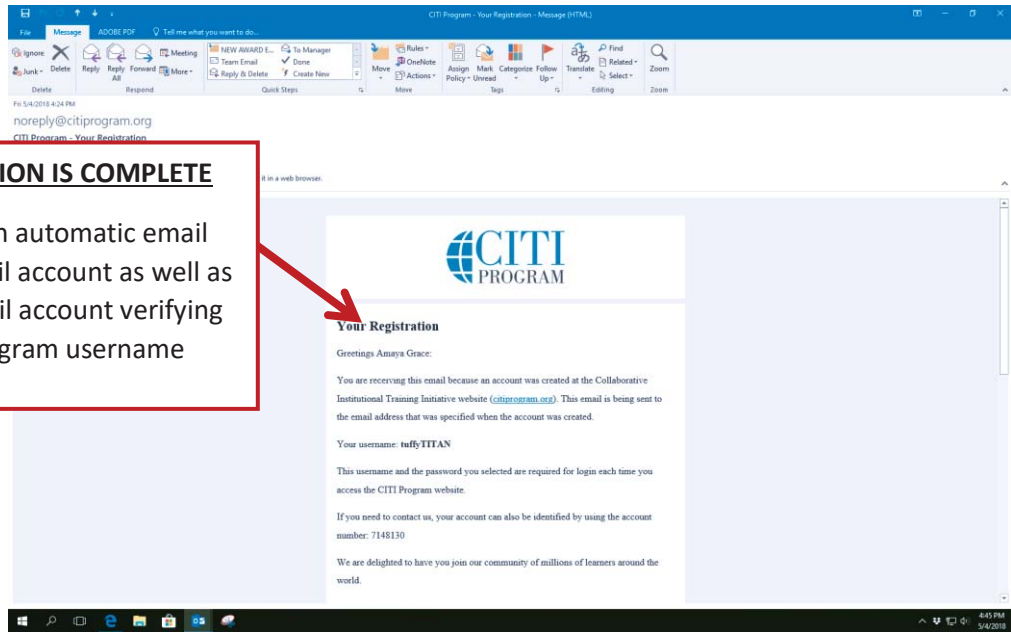
- Question 4: Health Information Privacy and Security (HIPS)** - Includes a sub-question: 'If you want to take a HIPS course, please make your selection(s) below. Choose all that apply.' with five checkboxes for different course types (Clinicians, Investigators, Students or Instructors, Fundraisers, and Marketers).
- Question 5: Research with Vertebrate Animals** - Asks 'Does your research or teaching involve the use of (non-human) vertebrate animals?' with a 'No' radio button selected and a 'Yes' radio button unselected.
- Question 6: Conflict of Interest (COI)** - Asks 'Would you like to take the Conflict of Interest mini-course?' with a 'No' radio button selected and a 'Yes' radio button unselected.
- Question 7: Export Controls** - Asks 'Would you like to take the US Export Control Regulations course?' with a 'No' radio button selected and a 'Yes' radio button unselected.

Callouts with arrows point to specific elements:

- A red box labeled 'Question #4: Leave blank and skip to next question' points to the HIPS question section.
- A red box labeled 'Questions #5 - #7: Click No.' points to the 'No' radio buttons for Questions 5, 6, and 7.
- A blue box labeled 'Click Complete Registration' points to the 'Complete Registration' button at the bottom of the questionnaire.

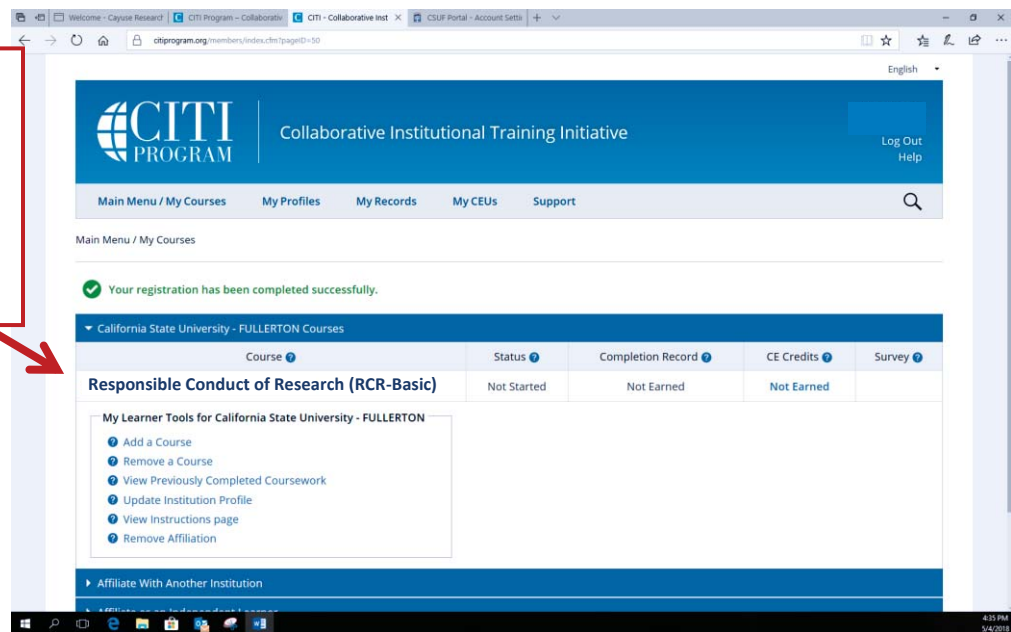
The system tray at the bottom shows the time as 4:33 PM on 5/4/2018.

This screenshot shows the CITI Program registration completion page. The browser tabs are the same as in the previous screenshot. The address bar shows 'citiprogram.org/index.cfm?pageID=1400&cat=3&ac=1'. The page features the CITI PROGRAM logo and navigation links for 'LOG IN', 'LOG IN THROUGH MY INSTITUTION', and 'REGISTER'. A blue banner at the top reads 'CITI - Learner Registration'. Below the banner, a message states: 'Welcome to the CITI Program. Your registration with California State University - FULLERTON is complete.' A blue button labeled 'Finalize Registration' is prominently displayed. A green callout box labeled 'Click Finalize Registration' points to this button. At the bottom of the page, there is a link for 'Need Help? Support Center'. The system tray at the bottom shows the time as 4:34 PM on 5/4/2018.



YOUR REGISTRATION IS COMPLETE

You will receive an automatic email to your main email account as well as your back up email account verifying your new CITI program username



On your CITI home page, you will be able to see the course(s) you selected.

Click on the course to begin.

The **Responsible Conduct of Research (RCR-Basic)** course consists of the following (8) modules.

- Authorship (RCR-Basic) (ID 16597)
- Collaborative Research (RCR-Basic) (ID 16598)
- Conflicts of Interest (RCR-Basic) (ID 16599)
- Data Management (RCR-Basic) (ID 16600)
- Mentoring (RCR-Basic) (ID 16602)
- Peer Review (RCR-Basic) (ID 16603)
- Research Misconduct (RCR-Basic) (ID 16604)
- Plagiarism (RCR-Basic) (ID 15156)