

Cal State **Fullerton**

TitanInsights

Using the Faculty Student Success Dashboard

Presented by IT Training & Support



Agenda

TitanInsights: Using the Faculty Student Success Dashboard

- Training & Support Resources
- Terminology
- What is TitanInsights?
- How to log in to TitanInsights
- Demonstration
 - Accessing report dashboards
 - Marking dashboards as Favorites
 - TitanInsights Features
 - Filters
 - Chart & Table Options
 - Bookmarks
 - Exporting Data
 - Share report with others
- Q&A

Training & Support Resources

IT Training & Support

ITtraining@fullerton.edu

657-278-5647

IT Training website

- Questions about how to access and use TitanInsights (i.e., content covered by user guides)

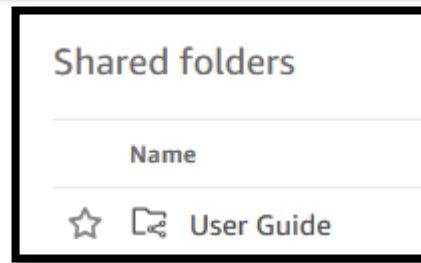
click here →

Faculty Student Success Dashboard Support

FacultyDashboard@fullerton.edu

FSSD website

All TitanInsights user guides



IT Help Desk

HelpDesk@fullerton.edu

657-278-7777

- Technical issues with TitanInsights

ERP Data Warehouse Team

TitanInsights@fullerton.edu

- Questions about report dashboards, data, or other inquiries.

Terminology

Data Warehouse

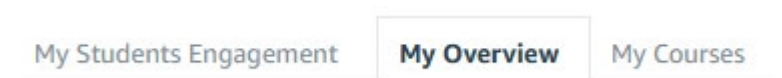
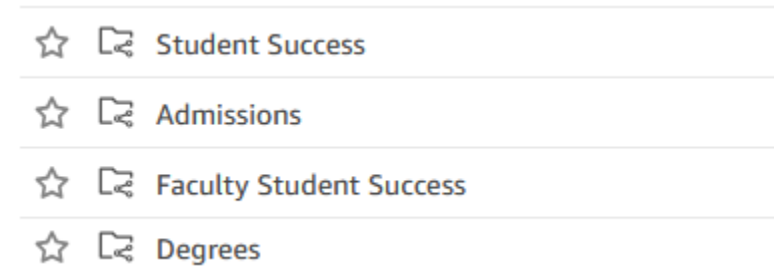
- A data warehouse is an online repository for information. The CSUF Data Warehouse combines data from several different campus databases in one location and allows end users to view, filter, and search the information.

Dashboard (or Report Dashboard)

- A Dashboard is a grouping of data warehouse information based on specific criteria. Dashboards are created by the campus for specific needs, such as the Faculty Student Success Dashboard which allows faculty to easily access individual academic performance, progress and success data (e.g. retention, graduation) of students who enroll in their courses and observe how their work is reflected in overall, as well as individual, student success indicators.

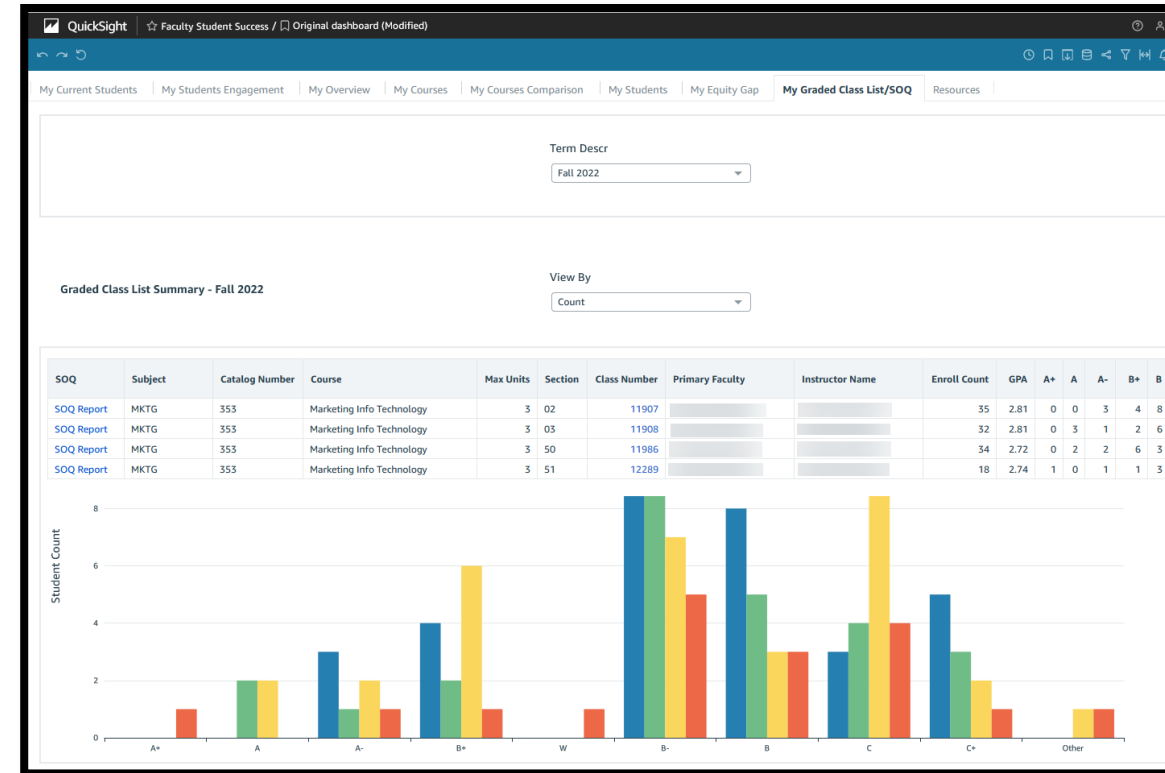
Report (or Tab)

- These are the actual reports that users interact with by filtering, sorting, and exporting data. For example, the My Overview report provides a summary of the classes/sections for a term including headcount, FTEs, GPA, and grade distribution.



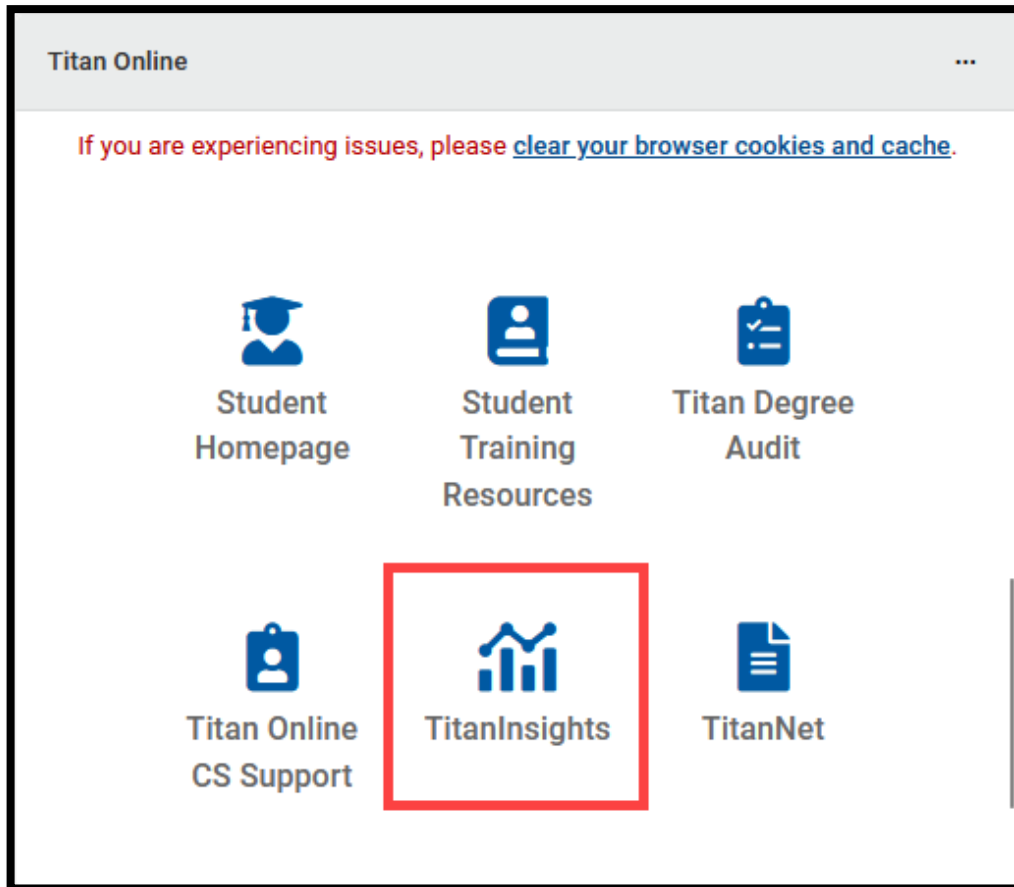
What is TitanInsights?

- Modernization of our campus data warehouse, now powered by advanced cloud technology!
 - Cloud-agnostic solution, which means the campus is not dependent on a specific app/platform in the long-term
 - Currently using Amazon Web Services (AWS) QuickSight platform
 - Serves as centralized, easily accessible repository for a diverse range of campus data
 - Faster, more efficient reporting and analysis capabilities
 - Improved system stability and reliability
- Replacement for OBIEE Data Warehouse, but OBIEE will be available until Summer 2025
- Dashboards availability
 - Student and HR Dashboards: available in both TitanInsights and OBIEE
 - Finance Dashboards (Revenue Expense, Purchasing, Budgeting): currently only available in OBIEE; coming to TitanInsights in Spring 2025



How to log in to TitanInsights

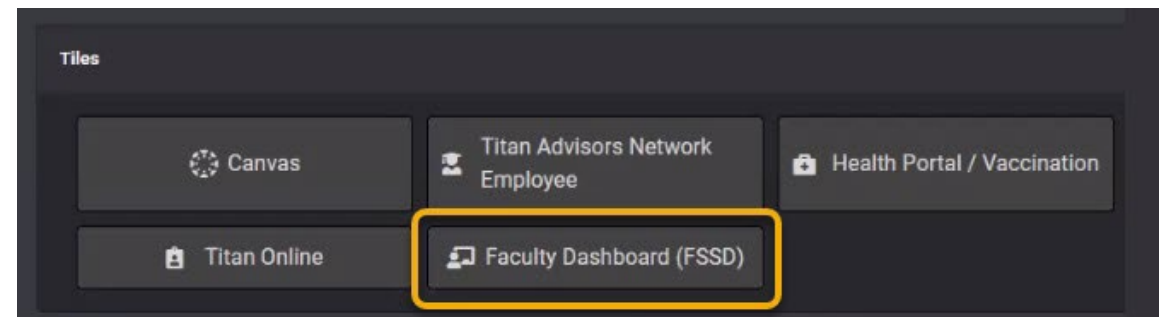
- TitanInsights icon in Titan Online on campus portal



- Faculty Dashboard (FSSD) link on Faculty Homepage now redirects to TitanInsights



Faculty Dashboard (FSSD) link on Tiles in campus portal goes to OBIEE version of FSSD!



Demonstration



Q&A

