



# Cal State Apply Guide for MSN School Nursing Applicants

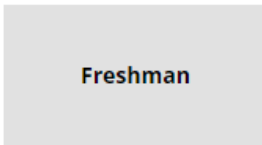
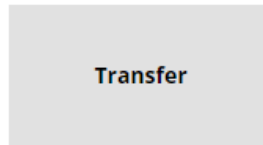
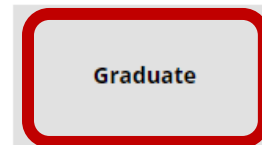

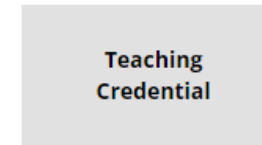
1. Go to <https://www.calstate.edu/apply>. Select “Graduate”.

[See Application Dates & Deadlines »](#)

To determine the exact deadline for your desired program, please visit the [Application Dates & Deadlines](#) page.  
Refer to the [Applicant Help Center](#) for additional information and answers to your application questions.

Select a Term to Apply For  


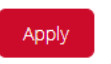
Choose the type of student you are to learn more about how to apply to the CSU:

2. Select the term from the “Select a Term to Apply For” drop down menu and then click “Apply”.

## Graduate

The California State University offers hundreds of graduate programs, as well as some doctoral programs.  
Explore the possibilities for your degree — then get started on your application.

Select a Term to Apply For  

[See Application Dates & Deadlines »](#)

[Graduate Student Application Checklist »](#)

[Cal State Apply Graduate Student Application Guide »](#)

## Cal State Apply Guide for MSN School Nursing Applicants

3. If you already created an account, enter your username and password and click "Sign In". If you have not yet created an account, click "Create an account".

The screenshot shows the login page for The California State University. The header reads "Welcome to The California State University". On the left, there is a welcome message and instructions for applying for the 2022-2033 cycle, including links for application dates and applicant help. On the right, there is a login form with fields for "Username" and "Password", and buttons for "Sign In" and "Create an Account". The "Sign In" and "Create an Account" buttons are highlighted with a red border. Below the buttons are links for "Forgot your username or password?" and "Reapplying to The California State University?".

# Welcome to The California State University

Thank you for your interest in The California State University. You can apply for the 2022-2023 cycle here, including Fall 2022, Winter 2023, Spring 2023, and Summer 2023. If you are seeking entrance for Fall 2023, the application and application link will be available beginning October 1st 6 am PST.

To determine the exact deadline for your desired program, visit the [Application Dates & Deadlines](#) page.

Refer to the [Applicant Help Center](#) for additional information, including [browser requirements](#). Here, you can chat with us for live support.

View a [COVID-19 statement](#) from The California State University.

Sign in with your username and password below. First time here? Select Create an Account to get started.

Username

Password

**Sign In**

**Create an Account**

[Forgot your username or password?](#)

[Reapplying to The California State University?](#)

# Cal State Apply Guide for MSN School Nursing Applicants

4. After creating an account, you will be directed to “Complete your Profile”. In the “Degree Goal” section, select “Second Bachelor’s Degree and Beyond” and then select “Graduate (e.g. Master’s, Doctoral) or Professionals Degree”.

## 1. Degree Goal

\* What degree, credential or certificate are you applying for?

- First Bachelor's Degree (Seeking your first bachelor's degree and have not earned a prior bachelor's degree)
- Second Bachelor's Degree and Beyond (e.g. Master's, Teaching Credential, Certificate, Doctoral)

\* Please select one or more of the following degree goals.

- Second Bachelor's Degree (already earned a bachelor's degree and are seeking another one)
- Graduate (e.g. Master's, Doctoral) or Professional's Degree
- Teaching and Service Credential Only (e.g. Single or Multiple Subject, Special Education, PPS, Librarian, Admin, CalStateTEACH)
- Certificate

5. Use the filter feature to select “CSU Fullerton”

▼ **Campus**

🔍 Search Campus

---

CSU Bakersfield

CSU Dominguez Hills

CSU Fullerton

CSU Long Beach

CSU Monterey Bay

CSU Northridge

▼ [See All](#)

# Cal State Apply Guide for MSN School Nursing Applicants

6. Type “nursing” in the search box.

  [Filters](#)

7. Click the “+” sign to select the School Nursing concentration and then click the “continue” button at the bottom of the page.

	Nursing (RN to Nursing) - School Nursing	CSU Fullerton	MS
--	--	---------------	----

8. On the next screen, verify you selected the correct concentration and click “Continue to My Application”.

## Review Your Program Selections

Below are the programs you have selected. If you are ready to start your application, click the Continue To My Application button below. Missing a Program? Click Add More Programs. You can add more programs at anytime.

APPLICATIONS READY FOR SUBMISSION

0

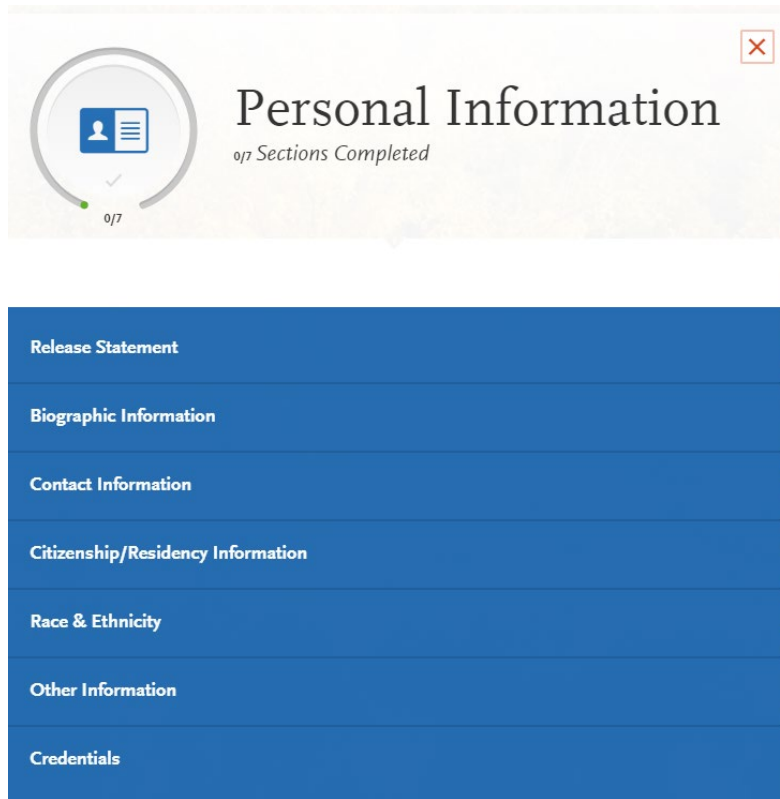
TOTAL FEE(S)

\$70.00

[Continue To My Application >](#)

# Cal State Apply Guide for MSN School Nursing Applicants

## Quadrant 1: Personal Information



Personal Information  
0/7 Sections Completed

- Release Statement
- Biographic Information
- Contact Information
- Citizenship/Residency Information
- Race & Ethnicity
- Other Information
- Credentials

Please complete all sections in this Quadrant.

**Biographic Section:** If your academic records are under more than one name, please be sure to indicate “YES” in the Alternative Name field and list out any other names that may be on your transcripts or other application records.

# Cal State Apply Guide for MSN School Nursing Applicants

## Quadrant 2: Academic History



**Colleges Attended:** Add **all** colleges you attended. Include all colleges where you completed one course or more.

**GPA Entries:** Enter the GPA information for each institution attended as it appears on the transcript from the institution. If you are unable to locate the GPA on your transcript or are unsure which GPA to use, estimates are acceptable. The information will be verified upon receipt of your official transcripts.

**Standardized Tests:** The School of Nursing does not require any standardized tests. However, regardless of citizenship, all applicants whose native language is not English must submit proof of English proficiency with an acceptable score on the TOEFL, IELTS or PTE. This is a university requirement. Please visit the [CSU Fullerton Admissions website](#) for score requirements. If you are not required to submit an English language test, select “I am not adding any standardized tests”.

# Cal State Apply Guide for MSN School Nursing Applicants

## Quadrant 3: Supporting Information



### Experiences

**Experiences:** Please add all RN positions you have held including your current position. You do not need to include supervisor information.

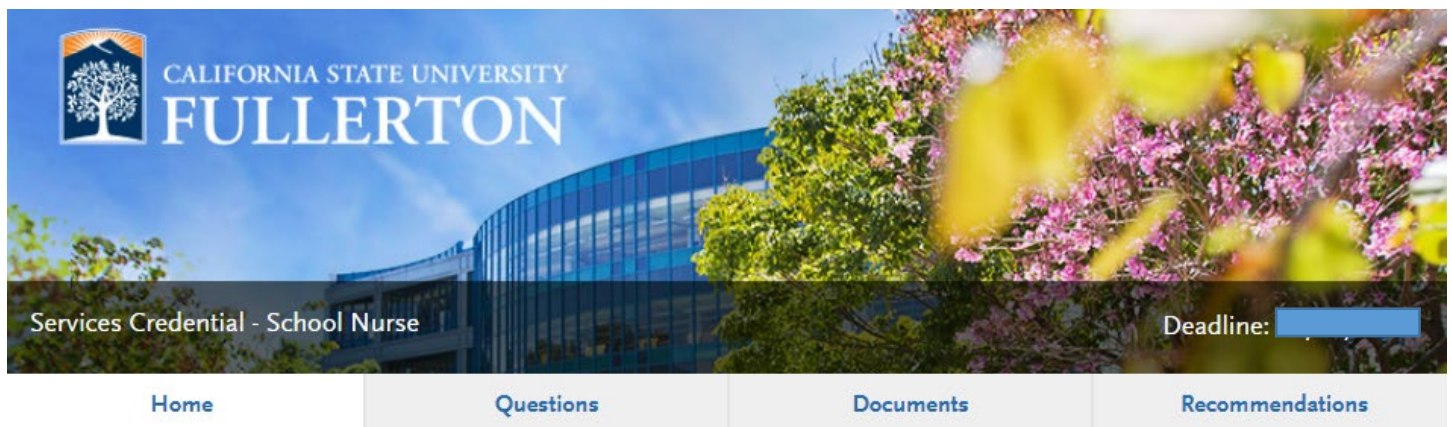
# Cal State Apply Guide for MSN School Nursing Applicants

## Quadrant 4: Program Materials

After clicking on Program Materials in the application dashboard, click on the blue band listing the concentration to which you are applying.



On the next page, you will see a series of tabs below the picture:



You must complete the requirements in each tab.

### **Questions Tab**

Please answer all questions asked in this area as directed.

**Documents Tab:** Read the instructions on the tab to learn which supporting documents you will need to upload for your concentration. Follow the steps in the application to upload each required document.



# Cal State Apply Guide for MSN School Nursing Applicants

**Recommendations Tab:** This is the recommendation portion of the application. You are required to provide names and email addresses for 3 recommenders (evaluators).

Click "Add Recommendation" to add the needed information for each of the three recommenders:

## Recommendations

Master's degree candidates are required to submit three (3) recommendations. Click "Add Evaluation" below to provide your recommenders' names and email addresses. All of your recommenders should be registered nurses who can speak to your professional and/or academic skills. The Cal State Apply system will email each of your recommenders with instructions for them to complete an online recommendation. Please let your recommenders know you are listing them as a reference and that they will be receiving an email with instructions.

Once you have saved an electronic recommendation, an email request will automatically be sent to the recommender on your behalf. Please advise your recommender to look for this email in their inbox, as well as their spam or junk-mail folder, as emails do occasionally get filtered out.

**Graduate Program** **3 required - 3 total allowed**

---


[+ Request Graduate Program Recommendation](#)

## Graduate Program Recommendation Request ✕

Once you have saved the recommendation request, an email request will be sent to the recommender on your behalf. Please advise your recommender to look for this email in their inbox, as well as their spam or junk-mail folder, as emails do occasionally get filtered out. Please note: All references submitted within this section of your application are program specific. If you choose to remove this program from your application, please understand your letters will be deleted along with the program.

\* Indicates required field

### Recommender's Information

* First Name	<input type="text"/>
* Last Name	<input type="text"/>
* Email Address	<input type="text"/>
* Due Date	<input type="text" value="MM/DD/YYYY"/> 
* Personal Message/Notes	<div style="border: 1px solid #ccc; height: 60px; width: 100%;"></div>

0 word 0/500

# Cal State Apply Guide for MSN School Nursing Applicants

**Name and Email:** Enter your recommender's first and last name and email address. Double check that you enter the email address correctly.


**Due Date:** Your application must be submitted and all 3 recommendations complete by the application deadline. **Your application will not be complete until all 3 of your recommendations are submitted.** We recommend you set the due date earlier than the application deadline so you have time to follow up with your recommenders to ensure they complete the recommendations before the application deadline. Keep this in mind when selecting a "Due Date" to give your recommenders.

**Personal Message/Notes:** The text added in this section will be included in the email that is sent to your recommender. Each of your recommenders will receive an automatic email from Cal State Apply giving them the opportunity to accept or decline the request for a recommendation. If they decline the request, you will be notified so you can enter a different recommender. If they accept the request, they will be directed through the process of downloading the recommendation form, completing it, and uploading it to the Cal State Apply system.

Once your recommender has completed the recommendation, the status will show a completed date and you will no longer be able to edit or delete the recommender/recommendation. You also will not be able to view the actual recommendation.

## Submitting the Application

Once you have completed all four sections of the application, click on "Submit Application" on the application dashboard:



You will be instructed to submit online payment of the application fee (or complete the fee waiver application process) when you submit the application. The application fee is non-refundable once your application is submitted.

## Official Transcript Requirement

After completing the online application, you must submit the following:

- Official transcripts from the college/university where you received your [Bachelor's degree](#)
- Official transcripts from the college/university where you completed the [community health nursing prerequisite](#) (if course was not taken as part of your Bachelor's degree)

No other transcripts are needed to complete the initial application. You will be notified if additional transcripts are needed. Transcripts must be submitted directly to CSUF Admissions by the application deadline.

**Electronic transcripts are preferred.** Review the [Admissions website](#) for details and instructions.