

TITAN TECH TALK

September/October 2016

Take a look inside
Digital Print Services

Skype
Zoom ^{vs}

Which should
you choose?



Build your own light-up ghost prop

A message from the VP

Amir Dabirian
VP for Information Technology

Flip through this issue
to find out what's new
and noteworthy in the
Division of Information
Technology



“Hello and welcome to Cal State Fullerton’s Division of Information Technology’s September/October issue of Titan Tech Talk. At IT, we work with the entire campus community in mind to ensure your campus experience is a success.

In this issue, we will give you an inside look into just some of the different departments of IT.”

– Amir Dabirian



Services:

- Fliers, Brochures
- Color View Sheets
- Posters/Banners
 - Bound Books
- Die-Cut Stickers
- Business Cards
 - Name Badges
 - T-shirts
 - 3D Printing
 - Canvas Wraps
- Black & White High Volume printing
 - Tabs
 - Note cards
 - Envelopes
- Custom Buttons
 - NCR forms
- Stapled Booklets
 - Invitations
 - Lamination
 - Static cling window labels
 - Spiral Bind
 - Tape Bind
 - Postcards
 - Calendars
- Window & Wall Decals
 - Table Throws
 - Metal Signs

Digital Print Services

Digital Print Services is located on the second floor of Pollak Library. The campus print-shop operates with a staff of 4 full time employees and 4 to 6 students' assistances. The team works to handle the printing needs of the campus community, with high quality Color and B&W production, with a 24 hour turnaround time on most projects.

Students, faculty and staff can request their jobs through DPS' digital storefront via the Portal. The digital storefront allows patrons to place and proof orders, minimizing errors.

Once printed, DPS can deliver the finished product on campus. "We have an afternoon delivery service," said Terry Jarmon, supervisor at Digital Print Services. "So people don't have to pick it up, we can bring it to them."

The bulk of the print shop's requests are for fliers, posters, business card, exams and syllabi's. That being said, the print shop offers customers a variety of different mediums to print promotional and personal designs.

DPS is also responsible for many of the 'frosted' logos and designs scattered around campus. The team die cuts the designs on vinyl and then begins the tedious task of weed-ing out the negative space pieces of the design before sticking the completed piece on glass or clear plastic. The final product looks as though it's been frosted over/etched.

The campus community can utilize the services offered by Jarmon and his team to create ground decals, buttons, t-shirts, foam core posters or even a 3D printed Dalek (from Doctor Who). Check back periodically to see what new printing services are available for the campus community.



DIGITAL PRINT SERVICES

Meet IT: Terry Jarmon

Terry Jarmon, supervisor of Digital Print Services, is the go-to for all the campus' printing questions. He is notorious for his enthusiasm for all things printing, so it was a bit of a shock to find out that before Jarmon came to Cal State Fullerton, he did not have any extensive background in printing or art.

Jarmon started working at Cal State Fullerton in the early 1990's. Back then, he was hired as a property clerk and handled campus inventory.

"As the years went by, I kept getting additional tasks," said Jarmon. "I handled the campus green scene at that time, which was the recycling program."

So how did the campus' 'Print-Man' come to be?

"It was given to me as a task," said Jarmon who was assigned to the copier program in 1994 and put in charge of Reprographics three years later.

"I had a graphic design/layout background from my retail business and I had used Corel-DRAW for years," Jarmon said. "So I knew what to look for when people designed things and I enjoyed the software programs and Corel-DRAW was a great program."

Over time, Jarmon began to master Adobe Digital Publishing software, Illustrator.



Terry Jarmon shows two student workers how to cut out frosted stickers

“I took online class seminars and took some extended education classes for several [other] programs. But I taught myself most of it,” he said.

Jarmon, an OC native, grew up with a passion for rock-climbing and snow-skiing (a hobby he started when he was a junior in high school). At one point, he had a traveling ski show. “[The] ski show went from Seattle to San Diego and set up ski jumps and ski ramps inside shopping malls,” he said. “And I gave on-site demonstrations.”

Jarmon enjoyed skiing so much,

he opened up a sporting goods store with two longtime friends. “We had an indoor rock climbing wall, plus two indoor ski-slopes,” he said. “We had rappel ropes on the outside of the building, so we would always go out and jump off the building.”

After 17 years, the sporting goods store, located off Harbor and La Palma in Anaheim, closed and Jarmon moved on to Cal State Fullerton.

He has yet to give up his passion for skiing and has since added a new hobby to the mix. “I enjoy gardening,” said Jarmon. “I have

an acre piece of property and have a tractor, avocado trees and a dozen or so citrus trees. That’s what I spend my time on.”

While at work, Jarmon enjoys working and providing print services to the campus. But his favorite part about working on a busy campus is the energy he gets from the students. “When students are here on campus there’s just an energy level that seems to make your day!” Jarmon said.

“They are all striving to get an education, so if you think you’re here to help that, it helps time go by quickly.”

Meet IT: The ATC's international grad students

Students are a valuable part of the IT workforce. They get first-hand experience in a variety of different fields. The Academic Technology Center, located in the Faculty Commons, has three international graduate student workers: Oluwafemi Okeowo, Karthik Karunanithi and Ravin Seju.

Okeowo, Karunanithi and Seju all share a dream of one day, returning to their home country and starting their own company. They plan to incorporate the skills they learned while working at the ATC into their new company.

Oluwafemi Okeowo came to Cal State Fullerton in Spring 2014. The Nigerian native is pursuing a graduate degree in Information Systems. "Before I came here, I worked in IT. I already had five years of experience in the IT field, so naturally it was the only place I wanted to work," he said. Okeowo plans to graduate this Fall.

Karthik Karunanithi left India to pursue a graduate degree in Computer Science at CSUF. He started school in Fall 2015, but only started working at the ATC in August. Karunanithi had previously worked at the Gastronome, but has a few friends who worked in



From left; Karthik Karunanithi, Ravin Seju and Oluwafemi Okeowo stand outside the ATC

IT. When he saw a job posting at the Career Center, he applied.

Karunanithi said he has learned a lot of valuable skills. "These guys helped me learn new things. It's good talking to the faculty and helping them with their problems and making their day good."

Ravin Seju, also from India, came to CSUF in Fall 2014 and started work at IT in Spring 2015. "I was looking for a job to support myself here," he said. "This was the job that was related to my field because I am in Information Systems."

For Seju, moving to America and working so closely with different staff and faculty members was a bit of a culture shock at first.

Continued on Page 7 "Meet IT"

Meet IT: Grad Students

Continued from Page 6

“Working in an American culture is a privilege,” Seju said. “You get to know how to communicate with people, be professional and courteous. I have learned a lot of soft skills here.”

While working at the ATC, Seju has learned several skills that pertain to his major. “I have learned about account management, the IT support staff, data center and how IT works.”

All three grad students hope to one day, after getting some experience, start their own businesses. “That’s more like the ultimate goal,” said Seju.

When asked what they enjoy most about working for CSUF’s Division of Information Technology, they all agreed: the people.

“I wish I could move them to the job I’m hoping to get [once I graduate] and work with the same people,” said Okeowo. “They’re always willing to help, they always care about you, no matter what.”

“There is just something about the ATC that keeps us coming back here,” said Seju, adding they sometimes come to the ATC even when they are not on the clock.

Classroom Scheduler

Titan Scheduler was released to the campus for Spring 2016 registration and has since had over 98,000 logins.

Titan Scheduler automates the old pen and paper method of building class schedules and allows students to define periods of time (breaks) when they don’t want to take classes.

After students choose the courses they want to take, the program generates all of their possible schedules while taking their specified breaks and availability into consideration.

Some new features available are: class padding which allows time between each class, favorite schedules, multi-location warning notifying students when courses are scheduled at different locations (for example Irvine and the Main campus) and conflict detection which provides details of scheduling conflicts.

Titan Scheduler can be accessed from the Student Center in Titan Online.



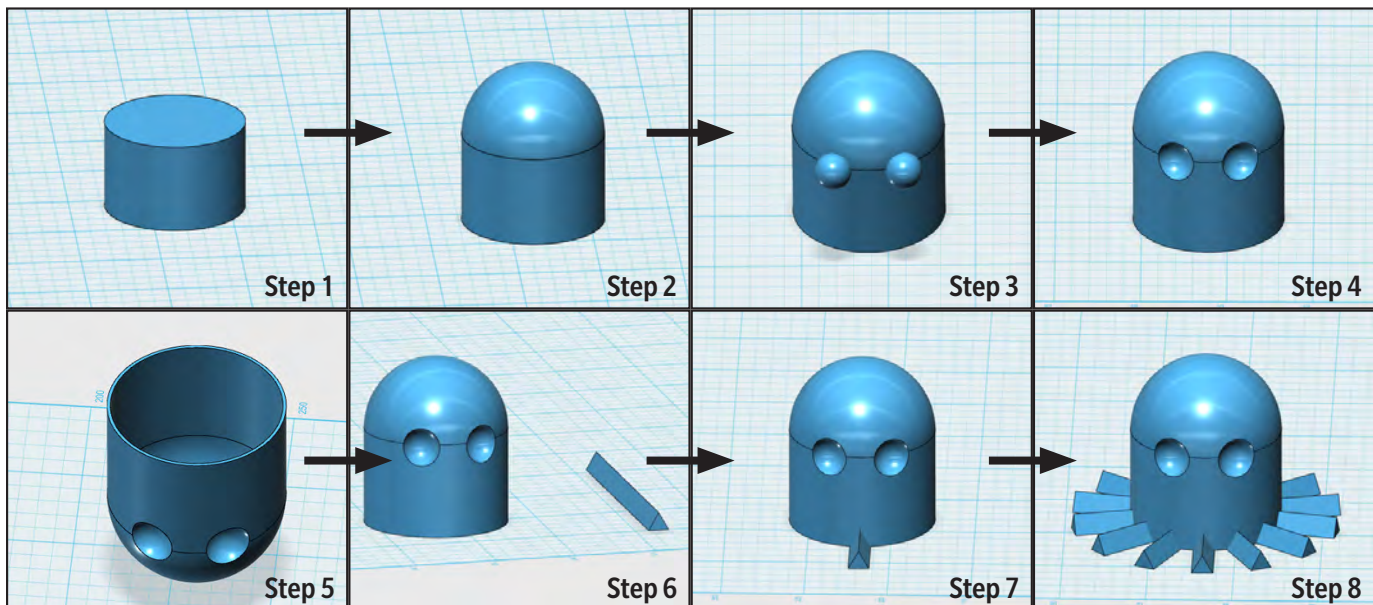


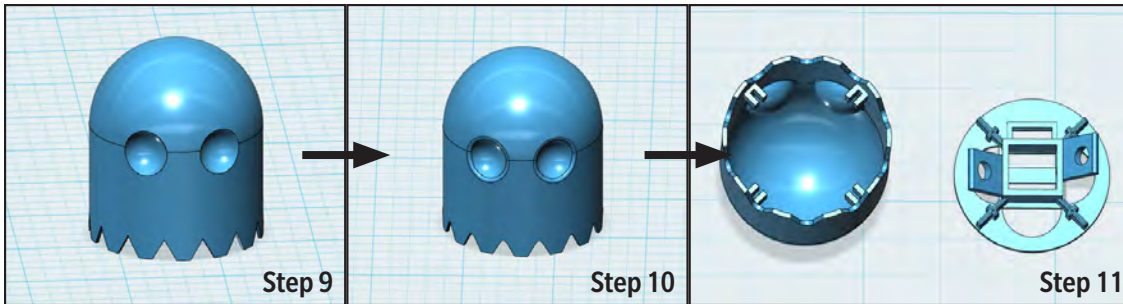
IT How To: Build a color-changing ghost

Ever wanted to dabble in 3D printing, but have no idea what to create? Here are some step by step instructions on how to make your own 2-inch color-changing ghost. To do this, you will need access to a 3D printer and the use of a 3D modeling program of your choice. We are using Autodesk 123D Design.


What you will need:

- (2) 3V LEDs
- (2) LR44 1.5V button cell battery
- (1) on/off switch





If you'd like to skip over the design process, you can download the ghost.stl and guts.stl files from it.fullerton.edu/about and start with Step 12.



Step 12:
Getting ready for assembly, wiring up the LEDs and battery contacts.

Step 13:
Internals assembled

Step 14:
Bottom view of mount with on/off switch

* Use this diagram to wire the bottom of the ghost.



Completed ghost.
Easy Hack: Instead of wiring up the bottom of the ghost, just 3D print the top half and place a small LED tealight candle where the bottom mount would be.



The Designer, Larry Wong

Larry Wong works in Web Administration for IT. He first experienced 3D imaging in college and would spend hours modeling and composing printed animation scenes.



He didn't do much 3D work after college- until he ordered his own 3D printer. Wong taught himself how to use CAD software and designed upgrades for his printer. In time, his designs evolved from mechanical models to 3D sculpting. He now prints and airbrushes models - and livens his work space with them.

The difference between Skype for Business and Zoom



Skype for Business and Zoom are online conferencing platforms that allow users to collaborate via video, audio and chat. However, they can be used in very different ways.

CSUF offers faculty, staff and student employees access to Skype for Business. Training is required before being issued a Skype for Business account. Zoom is available to all faculty, staff and students without mandatory training.

Skype for Business is predominantly used as an online collaboration tool with colleagues, while Zoom works best for online classrooms or webinars. Zoom is integrated with Titanium “It’s very easy for [professors] to create a quick Zoom meeting that their students can join fairly easily with fewer steps than trying to join a Skype for Business meeting,” said Lori Arthur-Carmichael, who works at IT Training in the Division of Information Technology.

Skype for Business works better

with coworkers who already have an account. The video conferencing software ties into a user’s Outlook account and has a status indicator to let others know their current whereabouts. Status notifications are possible with a Zoom account, but the user must manually input the status and remain logged in to the account.

Skype for Business here at CSUF supports up to 50 participants per meeting. Users can activate their web camera if they choose.

Zoom caps the number of users at 200. This makes Zoom ideal for teacher-student and student to student learning. Zoom video is available for all meetings and all participants – however the host can limit the video to just themselves.

To learn more about Zoom, visit: <http://www.fullerton.edu/zoom/>.

To learn more about Skype for Business, visit: <http://www.fullerton.edu/it/services/software/skype/>.



Inside IT

California State University, Fullerton's Division of Information Technology is comprised of different departments that are dedicated to providing the best IT services to the campus.



Summerfest

IT wrapped up the Summer and welcomed the beginning of a new academic year with their annual Summerfest.

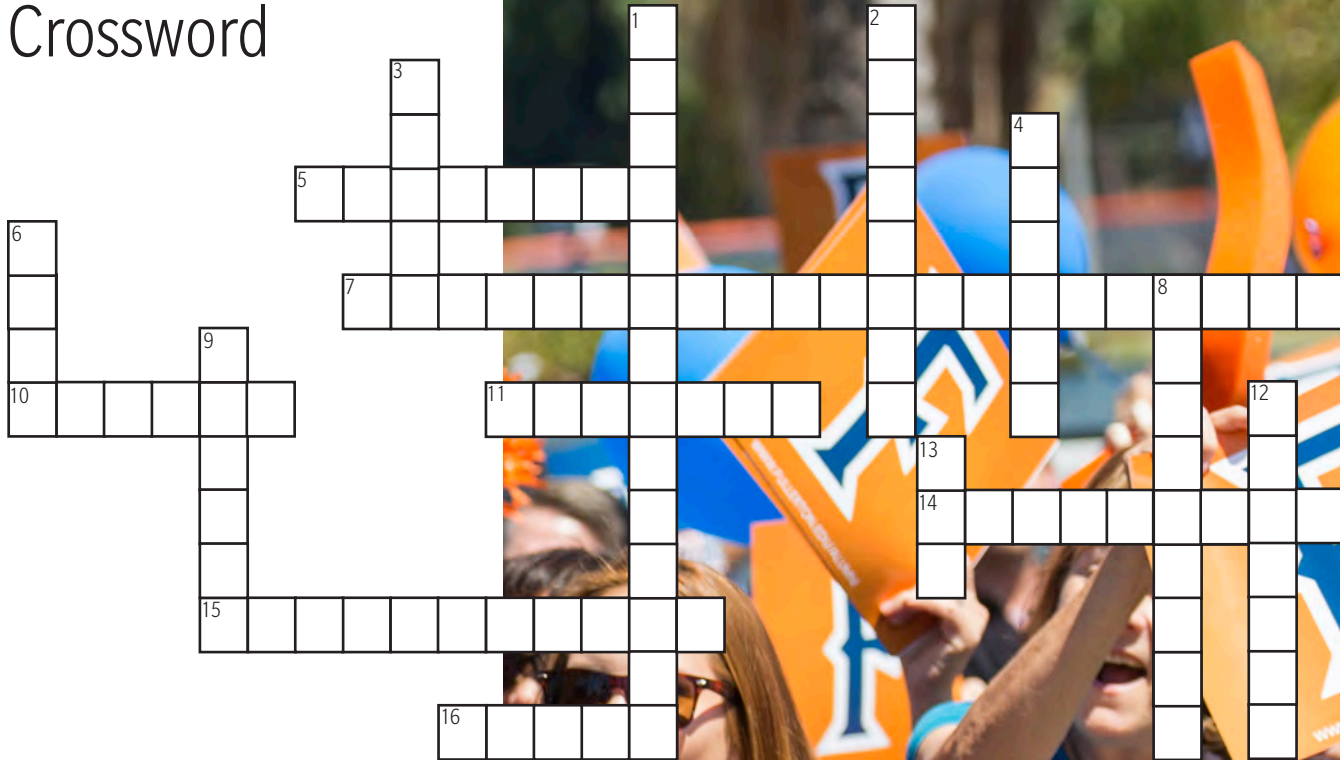
Employees from all over the Division of IT gathered to mingle and to enjoy friendly competition. Groups were separated by department and competed in a boisterous game of waterballoon toss.

Staff members also broke out into teams for a game of volleyball as co-workers cheered them on.

The Division of IT has over 150 staff members and these team building events help bring together members of IT.



Crossword



ACROSS

5) The global communication network that allows all computers worldwide to connect and exchange information

7) The study or use of systems (especially computers and telecommunications) for storing, retrieving, and sending information

10) Computer that stores and retrieves files/data for other computers on a network

11) CSUF WI-Fi

14) Adobe picture editing software

15) Platform for users to share their thoughts, pictures, videos, etc

16) CSUF elephant mascot

DOWN

1) Artificial world created by interactive computing technology

2) Electronic device used for processing data (clue: there are over 250 on the 1st floor of the library)

3) Greek mythological race of gods

4) Titans reach _____

6) Study of student success and their factors (acronym)

8) First CSUF President, William B. _____

9) Student _____ Corner, known on CSUF campus for student tech support

12) An online storage solution that can be used to store and share different files.

13) A self-contained program or piece of software designed to fulfill a particular purpose

Our Services

For more information on our specific services, please visit **it.fullerton.edu**
Email us at TitanTechTalk@fullerton.edu for feedback or letters to the editor.

Faculty/Staff IT Help Desk

657-278-7777
helpdesk@fullerton.edu

Academic Technology Center

PLS-237
657-278-4050
ATC@fullerton.edu

Student IT Help Desk

657-278-8888
StudentITHelpDesk@fullerton.edu

Student Genius Corner (walk in)

Pollak Library, 1st Floor

Follow us:

<http://facebook.com/CSUFIT>
<http://instagram.com/CSUFIT>

Answers to crossword on page 12

1. Virtual Reality | 2. Computer | 3. Titan | 4. Higher |
5. Internet | 6. HIPS | 7. Information Technology |
8. Langsdorf | 9. Genius | 10. Server | 11. eduroam |
12. Dropbox | 13. APP | 14. Photoshop |
15. Social Media | 16. Tuffy



